

MoneyIsland | Adobe Flash Content

If the PLAY button is not visible on the right hand side of the MoneyIsland screen, Flash Player software may need to be downloaded, updated, and/or enabled on the computer being used.

Flash Player Download or update:

<http://get.adobe.com/flashplayer/>

OR

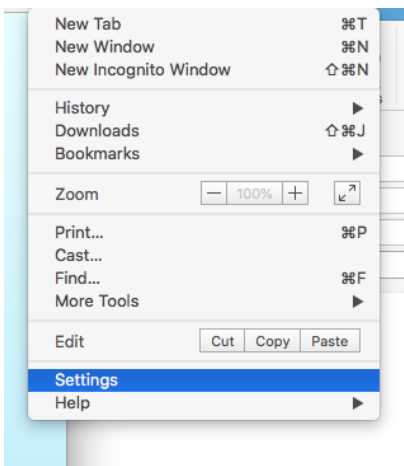
Follow the link in the footer of the MoneyIsland site

To Enable Flash, proceed with the following:

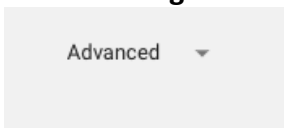
Example for Chrome:



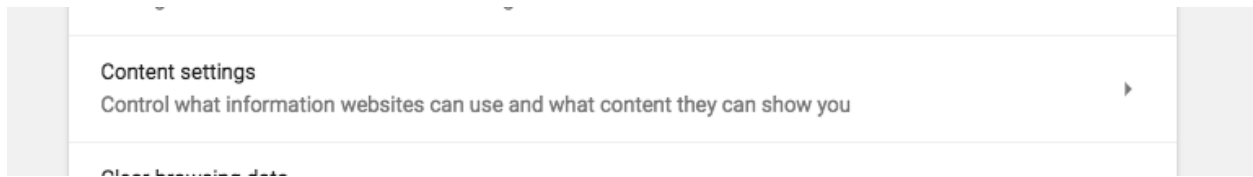
Click the Settings icon in the Menu Bar




Select Settings in the drop-down menu



Select Advanced at the bottom of the page



Select Content Settings



Select Flash



Toggle to enable Flash content

Add to Allow: <https://evergreenbankgroup.moneyisland.com/>